

Evo Storage

By EFGuk




 4 Week Lead-time  5 Year Warranty  MFC: ISO 9001, ISO 14001, FSC certified



MFC

Evo storage is a family of bookcases, cupboards and tambours that can pair beautifully with any of our workstation ranges.



EVBK1

EVCUP2

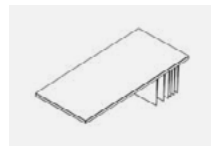
EVTAM3

EVBK4

Code	Description	Dimension (W,D,H)
EVBK1	Bookcase, Desk high, 1 shelf, 1 A4 compartments	800 x 350 x 740
EVBK2	Bookcase, 2 shelves, 2 A4 compartments	800 x 350 x 1100
EVBK3	Bookcase, 2 shelves, 3 A4 compartments	800 x 350 x 1200
EVBK4	Bookcase, 3 shelves, 4 A4 compartments	800 x 350 x 1600
EVBK5	Bookcase, 4 shelves, 5 A4 compartments	800 x 350 x 2000
EVCUP1	Cupboard, Desk high, fits 1 shelf to suit 1 A4 compartment or 2 filing shelves	800 x 500 x 740
EVCUP2	Cupboard, fits 2 shelves to suit 2 A4 compartments or 3 filing shelves	800 x 500 x 1100
EVCUP3	Cupboard, fits 2 shelves to suit 3 A4 compartments or 3 filing shelves	800 x 500 x 1200
EVCUP4	Cupboard, fits 3 shelves to suit 4 A4 compartments or 5 filing shelves	800 x 500 x 1600
EVCUP5	Cupboard, fits 4 shelves to suit 5 A4 compartments or 6 filing shelves	800 x 500 x 2000
EVTAM1	Tambour, Desk high, fits 1 shelf to suit 1 A4 compartment or 2 filing shelves	800 x 500 x 740
EVTAM2	Tambour, fits 2 shelves to suit 2 A4 compartments or 3 filing shelves	800 x 500 x 1100
EVTAM4	Tambour, fits 3 shelves to suit 4 A4 compartments or 5 filing shelves	800 x 500 x 1600



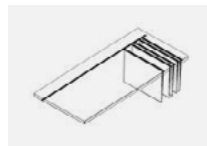
EVOSHETF



EVOLATFILE



EVOPULFILE



EVOA4



EVOA4PUL

Additional Features

Affix 'T' to the end of your chosen product code for Tambour shelving or 'C' for cupboards.

Code	Description
EVOSHETF*	Shelf
EVOLATFILE*	Lateral Filing Shelf (foolscap)
EVOPULFILE*	Pull-out filing frame (foolscap)
EVOA4*	A4 conversion rail
EVOA4PUL	A4 conversion rail pull-out

FEATURES

- All units include height adjustable feet
- Shelves included in bookcase
- Bookcases are 350mm deep
- Cupboards and Tambours are 500mm deep
- Cupboards are lockable and open 110 degrees
- Durable co-ex double slat Tambour doors are finished in silver and are light-weight and rigid

- Lockable side closing doors have an aluminium steel slam with magnetic closure and back inset handles

ADDITIONS

- Customisable shelving in cupboard and tambour ranges